

# Your New Provider Portal Is Here!


Access **provider.healthnetcalifornia.com** for all your post-login needs

## You can expect...

- 


**An easier-to-use platform.**

---

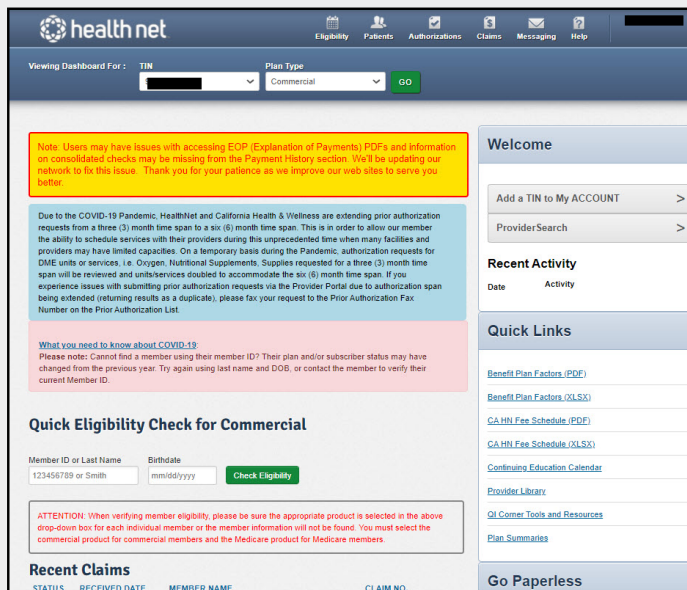
- 

**Fewer clicks to find what you need.**

---

- 

**More self-service functions and tools.**



## Register to create an account on **provider.healthnetcalifornia.com**

If you already have an account on <b>provider.healthnetcalifornia.com</b>	If you are new to <b>provider.healthnetcalifornia.com</b>
You <b>do not need to register</b> . Visit <b>provider.healthnetcalifornia.com</b> for all post-login needs. <sup>1</sup>	You must register for an account through <b>provider.healthnet.com</b> . Follow the steps in the "Steps to register for an account" section on the next page.

<sup>1</sup>All of the products you are contracted for will be available to you. Reach out to your Provider Relations representative if you believe the products listed are incorrect.

(continued)



### Effective today:

- Visit **provider.healthnetcalifornia.com** for post-login content.
- Post-login content will no longer be available on **provider.healthnet.com**.

## It's not too late to learn more about this change

You still have time to register for a provider webinar and download the provider portal quick reference guide to help you manage your patients' health online.

## Register for a webinar

There are still webinars available with multiple dates to choose from. If you've already attended one, you do not need to attend another one unless you'd like to. Everything you've already learned remains the same. Follow the steps below to register:

1. Select the URL for the webinar you would like to attend below.
2. Choose a topic and date that fits your schedule.
3. Once registered, you will be provided with a webinar identification (ID).
4. Add the webinar to your calendar.
5. Resource materials and links to the webinar recording will be distributed by email after the webinar.

Topic	Description	URL
<b>Overview</b>	Overview of all provider portal operations.	<a href="https://rebrand.ly/FMOverview">https://rebrand.ly/FMOverview</a>
<b>Authorizations</b>	A detailed review of the authorization process.	<a href="https://rebrand.ly/FMAuth">https://rebrand.ly/FMAuth</a>
<b>Claims</b>	A detailed review of the claims process.	<a href="https://rebrand.ly/FMClaims">https://rebrand.ly/FMClaims</a>
<b>Patient Information</b>	A detailed review of patient information.	<a href="https://rebrand.ly/FMPatient">https://rebrand.ly/FMPatient</a>
<b>Questions and Answers</b>	Open question and answer session with subject matter experts.	<a href="https://rebrand.ly/FMOpen">https://rebrand.ly/FMOpen</a>

## Download the provider portal reference guide

To access the guide:

1. Go to [providerlibrary.healthnetcalifornia.com](http://providerlibrary.healthnetcalifornia.com).
2. Choose a line of business.
3. Select *Education and Other Materials*.
4. Then select *Save Time Navigating the Provider Portal*.

## Questions?

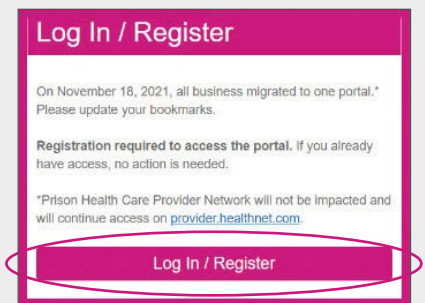
For webinar questions, contact [partnersinperformance@healthnet.com](mailto:partnersinperformance@healthnet.com).

For questions regarding registering for a new account or this migration, contact the applicable Health Net\* Provider Services Center within 60 days at:

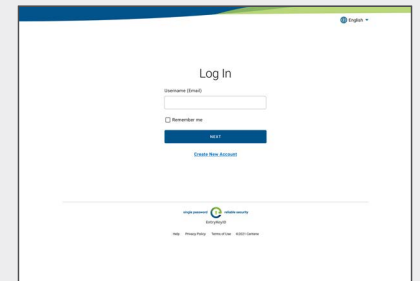
Line of business	Phone number
Cal MediConnect – Los Angeles County	855-464-3571
Cal MediConnect – San Diego County	855-464-3572
EnhancedCare PPO (IFP and SBG)	844-463-8188
Health Net Employer Group HMO, POS, HSP, PPO, & EPO	800-641-7761
IFP (CommunityCare HMO, PPO, PureCare HSP, PureCare One EPO)	888-926-2164
Medi-Cal	800-675-6110

## Steps to register for an account.

- 1 **Go to [provider.healthnet.com](http://provider.healthnet.com)**  
**!** Providers logging in to **provider.healthnet.com** may be prompted to change their password as an extra security measure. Your password reset link will be sent to the email on file. Update your email address if needed.
- 2 **Select *Register for a new account***. The link will take you to **provider.healthnetcalifornia.com** to register for your new account.



- 3 **Select *Create An Account***.



- 4 **Follow the prompts until registration is complete.**

