

Find the Latest News and Operational Information in the Provider Library

Use this guide to access the library content you need

How to access the Provider Library

OPTION 1

Use the simple steps below to access the library.

- 1 Log in to provider.healthnet.com.
- 2 From the home page, scroll to the bottom and select the *Provider Library* tile.

OPTION 2

Go directly to the library at providerlibrary.healthnetcalifornia.com.



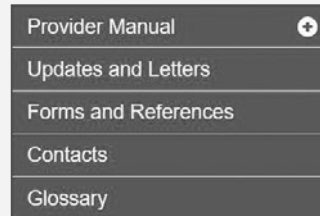
Questions?

For questions regarding the Provider Library and operations manual, email provider.communications@healthnet.com.

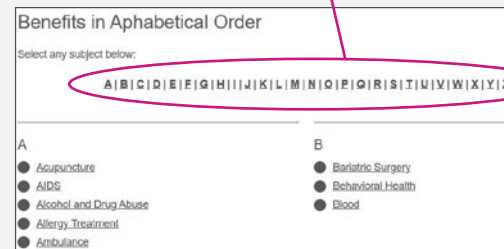
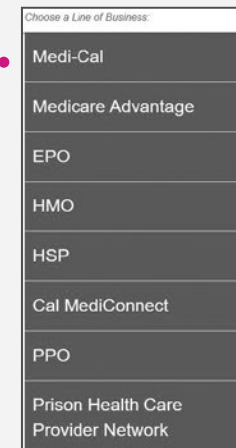


What you'll see in the Provider Library

- **The library includes:**



- **All lines of business** information can be accessed in the same place.
- In the operations manuals, the Benefits page is **alphabetized**.

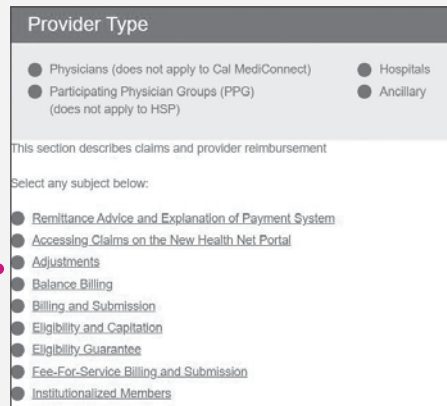


(continued)

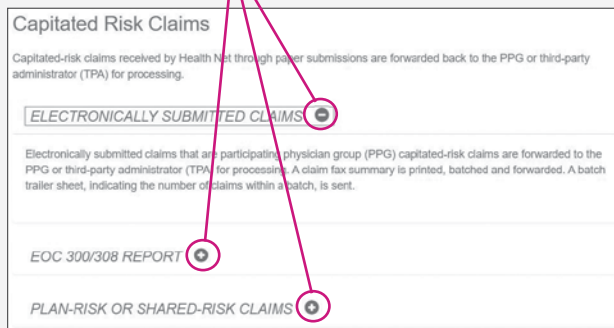
All provider types are listed at the top of the page.



- **Use links** on the page to get to the topic you are searching for, or the long navigation bar on the left.

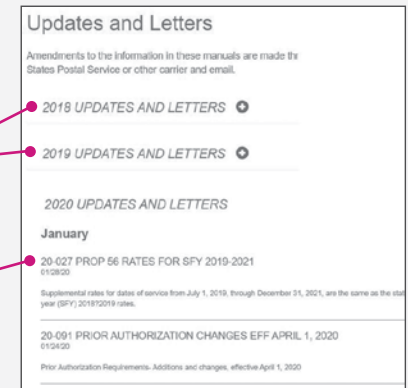


- Where available, **accordions** allow you to view all content on the same page.



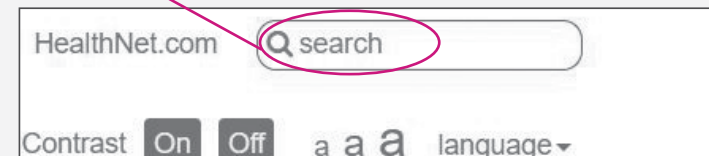
What you'll see when you access Updates and Letters

- 1 Provider updates and letters distributed in **2018 and 2019** are available as PDF files.
- 2 Provider updates and letters for **2020 and beyond** are in newsfeed format.



Need to search for something?

Search the entire library and all lines of business by using the **search function** at the top right corner.



Or, search just the page you are on:

- 1 Select *Ctrl* and *F* at the same time.
- 2 Type in words to search for.
- 3 Select *Enter*.