

# Check Out Your New, Improved Provider Library and Operations Manual

USE THIS GUIDE TO GET THE INFO YOU NEED

## How to access the Provider Library

### Option 1

Use the simple steps below to access the library the same way you do today.

- 1 Log in to [provider.healthnet.com](http://provider.healthnet.com).
- 2 Go to *Working with Health Net > Contractual > Go to the Provider Library*.

### Option 2

Go directly to the library at [providerlibrary.healthnetcalifornia.com](http://providerlibrary.healthnetcalifornia.com).



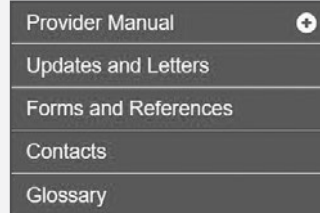
### Questions?

For questions regarding this transition, contact [provider.communications@healthnet.com](mailto:provider.communications@healthnet.com).



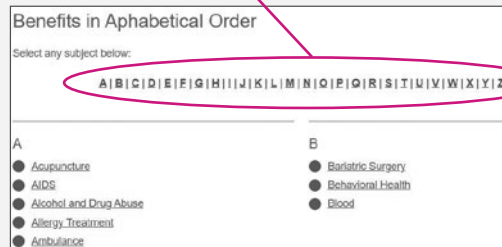
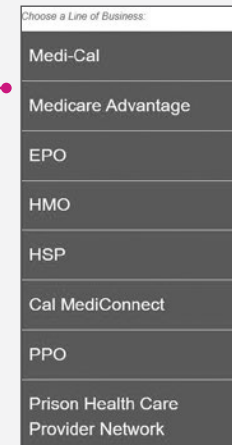
## What you'll see in the Provider Library

- The library includes:



## What's changed?

- **All lines of business** information can be accessed in the same place.
- In the operations manuals, the Benefits page is **alphabetized**.



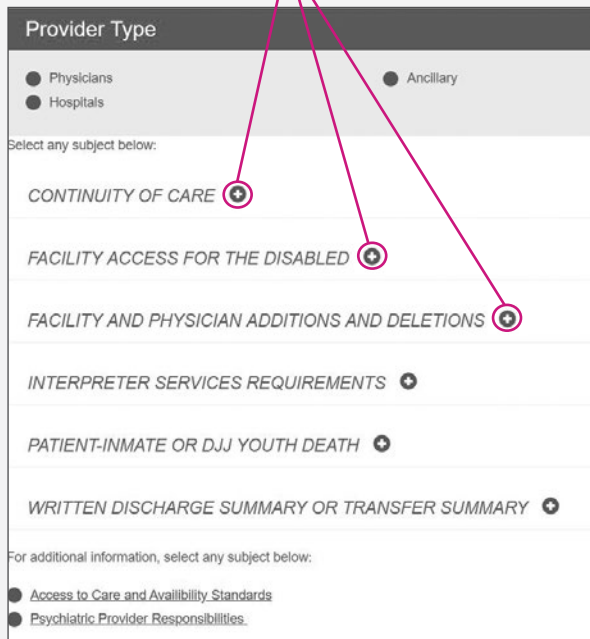
(continued)

## What's changed? (continued)

- You no longer have to select a provider type to access the library. All provider types are listed at the top of the page.



- Where available, **accordions** allow you to view all content on the same page.



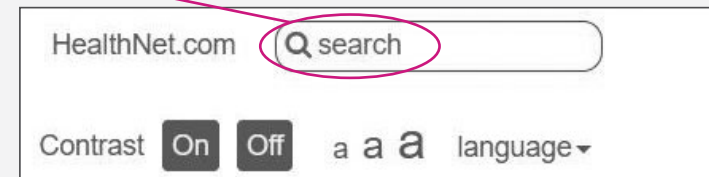
## What you'll see when you access Updates and Letters

- Provider updates and letters distributed in **2018 and 2019 are available as PDF files.**
- Provider updates and letters for **2020 and beyond are in newsfeed format.**



## Need to search for something?

Search the entire library and all lines of business by using the **search function** at the top right corner.



Or, search just the page you are on:

- Select **Ctrl** and **F** at the same time.
- Type in words to search for.
- Select **Enter**.